



# Learning Opportunities for Grade 8 Prime Week of June 8<sup>th</sup>

School Vision: *Motivating, Compassionate, Successful*

School Mission: *Making a difference....Committed to learning....Supporting each other*

Do the best you can! Focus on life skills, physical activity, mental well-being, creative expression, social responsibility and social connections. Stay healthy and safe!

Try to work on the learning opportunities for 2 hours each day.

**\*\*Thank you everyone for a great year, we know it has been different in many ways and we are sad we don't get to experience all the year end activities with you. We hope you and your families have a great summer and feel free to stay in touch with us. We would love to hear from you, it doesn't have to be school related. We hope these learning opportunities have provided some fun for you and we look forward to seeing you all again! To our grade 8's, best of luck next year at Woodstock High School and we have no doubt you will be successful in whatever you choose to do!**

- Your MCS middle school teachers!

## Math Learning Opportunities

Choose from these tasks for a total of 30 minutes a day.

This week is all about **Integers with some Geometry Art!** If you get stuck, feel free to contact your teacher. Once you feel you have a good understanding of the material, try out the escape room. Can you beat the clock and escape?!?! Maybe phone a friend and try it together. Have fun!

[Karen.miller2@nbed.nb.ca](mailto:Karen.miller2@nbed.nb.ca)

[lori.bird@nbed.nb.ca](mailto:lori.bird@nbed.nb.ca)

[thomas.clark@nbed.nb.ca](mailto:thomas.clark@nbed.nb.ca)


[William.mckinley@nbed.nb.ca](mailto:William.mckinley@nbed.nb.ca)

[caitlin.curtis@nbed.nb.ca](mailto:caitlin.curtis@nbed.nb.ca)



Learn about [Integers](#) with this video explanation.

Integers War  
Play a game of [Integers War!](#)



Track the daily temperatures. What is the difference in the temperature in the morning vs the afternoon? What was the temperature increase or decrease



from one day to the next or from morning to afternoon to evening?



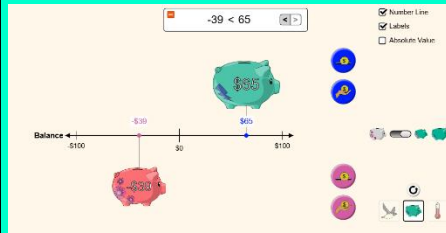
Play a board game like Sorry that has forward and backwards moves. What does moving forward look like as an integer? How about moving backward?

Check out these Phet Simulations [above and below sea level](#) activities to learn how positives and

Talk to an adult about what borrowing and earning money looks like. Maybe look at a bank statement to see an example of how the positives and negatives are shown.



negatives are used.



Phet Simulations also has a model for [adding and taking away money](#).

FORE! How's your golf game? Go play a round of golf and figure out how many strokes above or below par you are. If you can't play a game at a course, play this [Let's Play Golf](#) game online or [Integer Golf](#) using two dice.



Try out some online integers games



<http://www.sheppardsoftware.com/math.htm>

## INTEGER OPERATIONS

Color by Number



Solve the integers problems to complete these [Integers Colour By Number Sheets](#)


## Escape room

Welcome to Chronos Acquisitions! Using time travel, our company is able to recover lost technology and rediscover ancient knowledge, all for a price of course. As our newest recruit, you will be tasked with piloting one of our time capsules through time to acquire various objects and information.




<https://platform.breakoutedu.com/game/play/chronos-acquisitions-mining-the-past-175083>

Draw some [Geometric Line Art](#) or use this video to create a [Geometric Triangle](#).

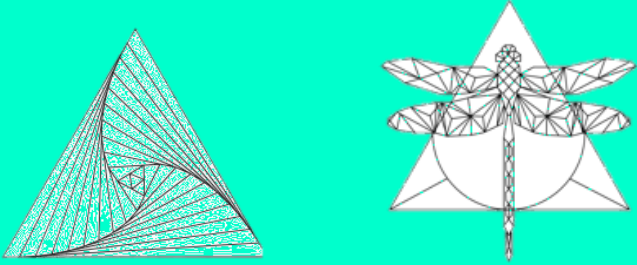



## Tessellation Art

Check out the work of Mathematical Artists like [M.C. Escher](#). He turned his mathematical tessellations into [pieces of art](#). He imagined what the tessellated



shapes he created could represent and then drew on top of those shapes to bring them to life.

	<p>Here are tessellations created by others. Can you make your own Tessellation Art? <a href="#">Tips and Tricks to make a Tessellation</a> and <a href="#">How to Make a Tessellation</a> might help.</p> 
---	---

<p align="center"><b>Language Arts Learning Opportunities</b>            Choose from these tasks for a total of 45 minutes per day            +30 minutes per day of Reading  <a href="mailto:Karen.miller2@nbed.nb.ca">Karen.miller2@nbed.nb.ca</a> <a href="mailto:Meg.king@nbed.nb.ca">Meg.king@nbed.nb.ca</a> <a href="mailto:Jill.Clark2@nbed.nb.ca">Jill.Clark2@nbed.nb.ca</a> <a href="mailto:Erica.Elliott@nbed.nb.ca">Erica.Elliott@nbed.nb.ca</a></p>	
<p>Grammar</p>	<p>Check out this link to learn about the different types of poetry.</p> <p><a href="https://www.penguin.co.uk/articles/children/2019/oct/different-types-of-poetry-for-kids.html">https://www.penguin.co.uk/articles/children/2019/oct/different-types-of-poetry-for-kids.html</a></p>
<p>Poetry and Music: How do they connect?</p>	<p>Learn about the connection between poetry and music here:</p> <p><a href="http://www.differencebetween.net/miscellaneous/difference-between-poetry-and-song/">http://www.differencebetween.net/miscellaneous/difference-between-poetry-and-song/</a></p>
<p>Analyzing the connection between poetry and music</p>	<p align="center"><b>Song Lyrics</b></p> <p>Did you know most songs actually begin as poems and most musicians then put the words to music? The famous duo of singer Elton John and writer Bernie Taupin produced many hit songs by their unusual process. Bernie Taupin would write his poems/lyrics and then send them to Elton to put them to music. They never worked in the same room together. Another famous duo for writing song poetry was John Lennon and Paul McCartney of the Beatles. Let's just say they had some success. After the Beatles broke up, Lennon started to write in his own. His most famous lyrics were from the song "<b>Imagine</b>". Lennon was all about promoting peace and accepting everyone. <b>Imagine</b> is now even a picture book read-aloud-which is read as a poem.</p> <p align="center"><a href="https://youtu.be/VOgFZfRVaww">https://youtu.be/VOgFZfRVaww</a> -Video link for the song Imagine</p> <p>Read the poem/song and reflect on Lennon's meaning. There is also a link to listen and see the video of the song, filmed at John's estate in England. There is also an attached biography of Lennon who led a fascinating</p>

life until his untimely death in 1980.

## IMAGINE

Imagine there's no heaven  
It's easy if you try  
No hell below us  
Above us only sky  
Imagine all the people  
Living for today...

Imagine there's no countries  
It isn't hard to do  
Nothing to kill or die for  
And no religion too  
Imagine all the people  
Living life in peace...

You may say I'm a dreamer  
But I'm not the only one  
I hope someday you'll join us  
And the world will be as one

Imagine no possessions  
I wonder if you can  
No need for greed or hunger  
A brotherhood of man  
Imagine all the people  
Sharing all the world...

You may say I'm a dreamer  
But I'm not the only one  
I hope someday you'll join us  
And the world will live as one



LENNON

### Reflection Questions

Lennon comments on religion but he is not saying religion is bad but that we sometimes base our conflicts based on different beliefs. He wants everyone to understand each other.


#### **'I hope someday you'll join us and the world will live as one'**

- What does John Lennon mean when he says he'd like the world to live as one?
- How can one person help to make the world kinder, safer and more peaceful?
- Why is it important that people work together?
- What do you think would make the world a much better place?

What do you think is the main theme of the poem? What is Lennon trying to say?

Make a collage, draw a picture or write a story with the title 'Peace'. John Lennon believed the world would be more peaceful if there were no countries, no religion and no possessions. Draw your peaceful place.

[https://kids.kiddle.co/John\\_Lennon](https://kids.kiddle.co/John_Lennon) -a biography of John Lennon's life.

Why do we need poetry?	<p>Check out the link to some amazing TED talks about why we need poetry!</p> <p><a href="https://www.weareteachers.com/9-must-see-ted-talk-poetry-month/">https://www.weareteachers.com/9-must-see-ted-talk-poetry-month/</a></p>
Writing Poetry	<p>Use this cool website to practice creating different poems of your own. Try a variety of poems. Feel free to send them to your teacher.</p> <p><a href="https://www.poem-generator.org.uk/">https://www.poem-generator.org.uk/</a></p>
Log/Journal	<ul style="list-style-type: none"> <li>• Keep a daily log/journal of what is happening in your life, your community, your country, or around the world.</li> <li>• Keeping a journal not only helps your writing, but can be very therapeutic</li> </ul>
Reading Epic!	<p>Mrs. Elliott has signed everyone up for Epic! This is a great website for reading.</p> <p><a href="https://www.getepic.com/sign-in">https://www.getepic.com/sign-in</a></p>  <p>Once you have reached the site, go to student login and use class code: <b>iej3195</b></p>
Public Library	<p><b>Keep an eye on the public library as they have OPENED!</b> This will be a great opportunity to nab some new books to read.</p> <p><b>New hours:</b></p> <ul style="list-style-type: none"> <li>• <b>Tuesday, Wednesday, Friday, Saturday from 10 am-12 noon and 1pm-3pm</b></li> <li>• <b>Thursday 2-4 pm AND 5-7 pm</b></li> </ul> <p>The building will be open to go look at books but they also have an amazing online service. You can browse the books and request “a hold” on the books you want. They will send you an email when the book is ready for pick up! This allows you to borrow books from all over the province and does not limit you to the selection they have at Woodstock.</p>  <p>All you need is your library card and the following link: <a href="https://nbpl.ent.sirsiidynix.net/client/en_US/default/">https://nbpl.ent.sirsiidynix.net/client/en_US/default/</a></p>

## Science Learning Opportunities

Choose from these tasks for a total of 30 minutes a day.

This week we focus on **Fluids and Flight!** Pick any of the activities you’d like to try. There are several links within the document to help you out. Remember that science is all about discovery and trying to find out how and why things work. Don’t be afraid to make your observations by taking pictures or videos. Have fun!

[Thomas.clark@nbed.nb.ca](mailto:Thomas.clark@nbed.nb.ca)

[Lori.bird@nbed.nb.ca](mailto:Lori.bird@nbed.nb.ca)

[William.mckinley@nbed.nb.ca](mailto:William.mckinley@nbed.nb.ca)

[Caitlin.curtis@nbed.nb.ca](mailto:Caitlin.curtis@nbed.nb.ca)



Get ready to watch the show!  
With a few simple household ingredients you can make [Fireworks in a Jar!](#)  
What better way to celebrate your last week of Learning Opportunities before the start of your Summer Break!



Check out [Crash Course Fluids](#) to learn more about what fluids are and various properties of fluids.

Check out [Steve Spangler Science](#) to perform the Floating Egg experiment. Try your own using different amounts of salt. What do you notice? Can you explain?



The Floating Egg

Learn how the [Floating Egg Experiment](#) works!



**Ready, Set, Go!**

It's a race to the finish! Here's a cool and simple experiment to test [Liquid Viscosity](#). If

you don't have all the same substances they mention, you can substitute any fluids you have at home.



Create your own [Density Tower](#) using some simple household items.



Do you have a magic touch?  
Check out this cool science trick using water in a sandwich bag and some sharp pencils. Try to make your own. What did you notice? Did yours work? How do you think it works?



Physics: [Let's Fly!](#) Video.

Learn about [variables](#) to try to cross a gorge. Then learn about flight in this Crash Course



Learn [How an Airplane Flies](#) in this video.


Make several paper airplanes and test them to see which works best. Which design flies farther? Does the way you throw the airplane affect it's flight? If you don't know how to build an airplane, the site

**5 Amazing Flying Machines You Can Make!**

[How to make a paper airplane](#) will help you out!



So many things can fly — rockets, hot air balloons, gliders, helicopters, kites, and more! Oh, and airplanes, too! Learn about all the different ways we've made to soar across the sky, and build your own amazing flying machines. Check out these [amazing flying machines you can make!](#)



## Social Studies

Choose from the activities below for a total of 1-2 hours a week. Remember that Social Studies is all about the world around us. Watch the news, visit a museum or research some Canadian history.

[Karen.miller2@nbed.nb.ca](mailto:Karen.miller2@nbed.nb.ca)

[Meg.king@nbed.nb.ca](mailto:Meg.king@nbed.nb.ca)

[Jill.Clark2@nbed.nb.ca](mailto:Jill.Clark2@nbed.nb.ca)

[Erica.Elliott@nbed.nb.ca](mailto:Erica.Elliott@nbed.nb.ca)

### Daily News

CNN 10 in 10 is a current events/news broadcast made especially for students. The shows are ten minutes long and show one major news story, a human interest story and trivia. There are five shows a week Monday- Friday. They can be watched on YouTube or the CNN Ten in Ten website. Previous shows are viewable as well.

Pick at least one day to view and reflect on the chart below or watch every day!



CNN Student News

1. Write a reflection on what you learned

List 5 things that you learned.

### Explore a Virtual Museum

Another opportunity to visit a museum! While all museums around the world are physical closed due to COVID-19, they are also opening the virtual doors.



Here are some last places to explore from the comfort of your couch!

<https://youtu.be/3580TnqEUoE> - John Lennon's memorial in Central Park NYC

<https://youtu.be/wjn8QcZzmQA> - A video tour of Central Park!

<https://www.si.edu/museums/american-history-museum> - A museum full of history and pop culture. Dorothy's ruby slippers? You'll find them here!

<https://www.si.edu/events/online> - online daily events at the famous Smithsonian

<https://naturalhistory.si.edu/> - Remember the movie **Night At the Museum**? It was set at this amazing museum!

<https://www.louvre.fr/en/visites-en-ligne> - Love art? Tour the most famous art museum in the world!

# Physical Education at home

June 8-12



As we enter June we think about track & field, field days and fun end of school events, with this in mind the Phys Ed Team in ASD-W has put together a Spring Games Challenge. These challenges require equipment that most of us have at home or are easily adaptable and we'd like your students K-12, teachers, staff and school community to take part. It is a great Physical Activity & Wellness Challenge for all.

Starting on June 1<sup>st</sup> we will be releasing a video and challenge card via our Twitter Pages (@jcrossland15 @rosscalder74) and the NBPEs YouTube Channel <https://www.youtube.com/playlist?list=PL2ZiLbnHH6WF4hDrRZm8Gy8aWjMXbelp2>, the object is to take part in that activity of the day, save your score via the scoresheet attached and share a video taking part using the hashtag #ASDWSpring

Attached are the game cards and score sheet, the YouTube channel will be updated by Monday. All the information above is posted here: <http://nbpes.ca/asd-w-nbpes-spring-games-challenge/> If you could include this in your weekly learning options we would appreciate it as well as sharing on your social media channels.

There is no need to register, please share with your students, staff and school communities.

This is the last learning opportunities document for this school year. I hope you all remain safe over the summer. I have missed you all so much and to the grade 8's I wish you the best as you move on to the High School.

Mrs. Johnston